




RESEC SYSTEMS, INCORPORATED

www.resecsystems.com

Digital Thread Gage



Precision is the Difference . . .

- **Unified or ISO Threads**
- **Simultaneous Measurement of Multiple Parameters**
- **Non Contact Operation**
- **Ideal for Plug Gages or External Threaded Product**
- **Up to 1.750" Field of View**
- **Precision Optics**
- **Powered by Machine Vision**

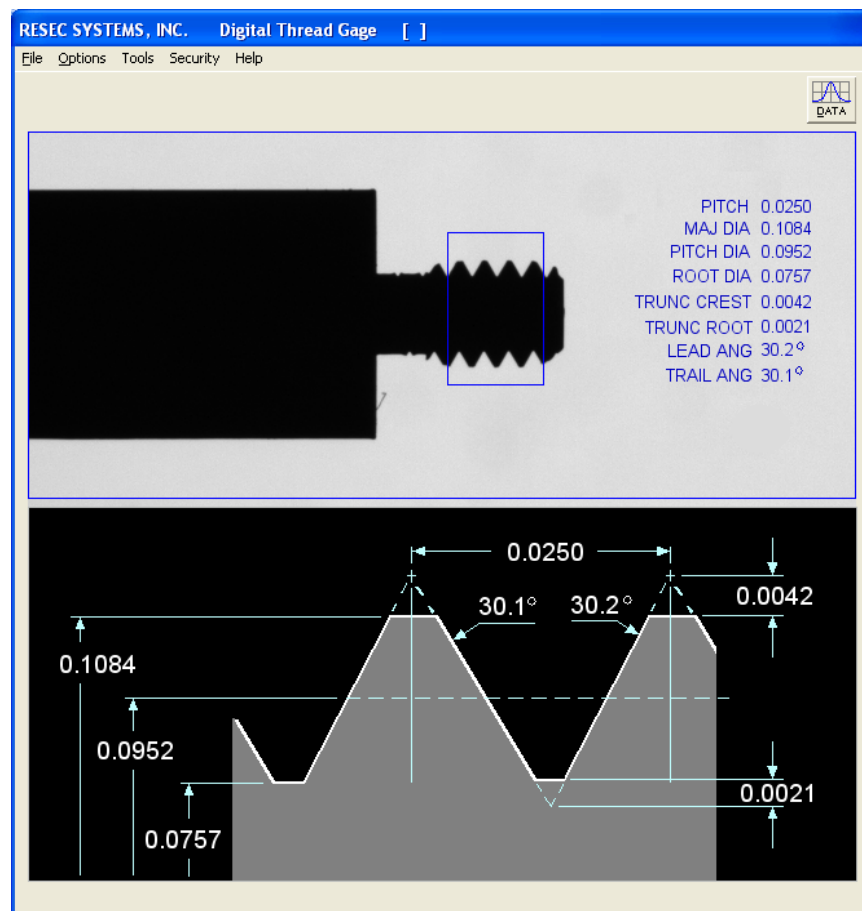
RESEC SYSTEMS, INC. 93-A South Railroad Ave. Bergenfield, NJ 07621
Phone: (800) 394-6758 Fax: (201) 384-6990 email: sales@resecsystems.com

OPERATION

- Select the thread's specifications.
Use standard tables or create your own.
- Place the threaded part or plug gage on the pedestal or V-block.
- All measurements are instantly displayed on the screen.
- Measurements outside tolerance are highlighted and color coded for easy detection.
- Measurements can be saved to a file with Date and Time Stamp.



Part on Pedestal



The Monitor Display is Instantly Updated

ACCURACY AND FIELD OF VIEW

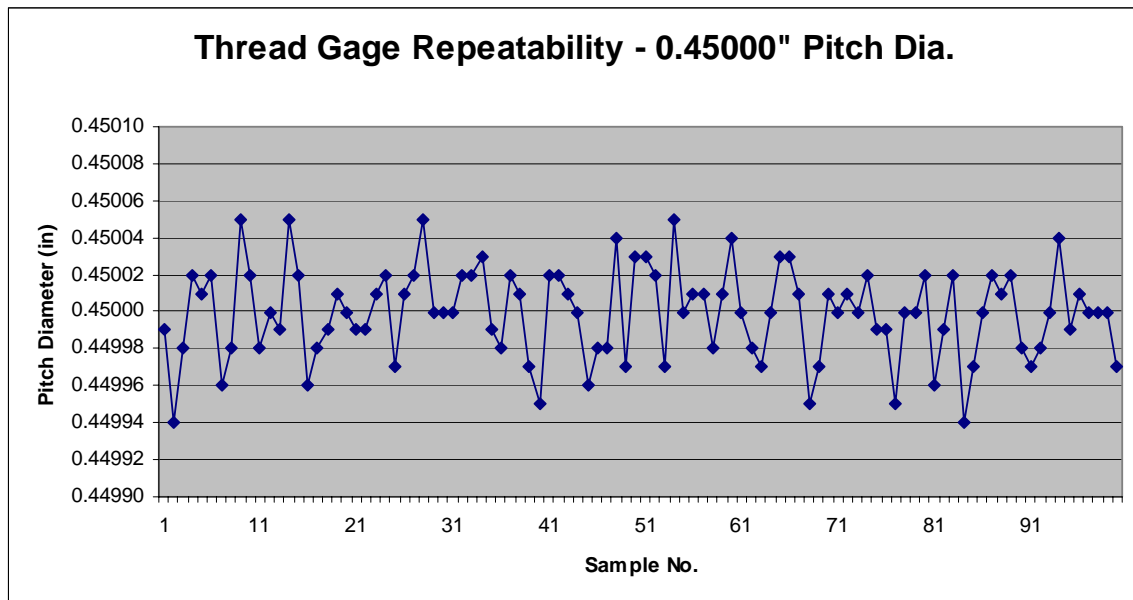
The Digital Thread Gage is offered in 2 standard accuracy grades:

- $\pm 0.0002''$ with a 1.600" maximum field of view
- $\pm 0.0001''$ with a 0.800" maximum field of view

Custom configurations are also available.

Repeatability Test

The following repeatability test consists of placing a Class-X $\frac{1}{2}$ "-13 Plug Gage on the pedestal and taking a pitch diameter reading. The procedure is repeated 100 times. Each time the gage is rotated and randomly placed on the surface of the pedestal.



ACCURACY & REPEATABILITY CHART FOR 1.600" FOV THREAD GAGE

Results of measuring a Class X $\frac{1}{2}$ -13 Plug Gage with a certified Pitch Diameter of 0.45000", 100 times, randomly positioned.